The Arnold Group's GEARY & RILEY COUNTY EMPLOYMENT IMPACT ANALYSIS

It's economic truth that staffing agency-sourced workers are the canary in the coal mine: spotting the beginning stages of an economic slowdown and being on the bleeding edge of talent shortages when they occur. The following employment impact analysis is provided as a strategic resource designed to keep you abreast of changes in the economic climate and future constraints in talent. Following is a county unemployment (UE) rate summary and average salary overview.

Riley Co. UE Rate: 3.1%
Unemployed: 1,030
UI Claimants: 50
Indeed Openings: 1,503
All Jobs Average Salary Summary
Low | Median | High
$10.06 | $15.40 | $24.95

Geary Co. UE Rate: 5.1%
Unemployed: 569
UI Claimants: 52
Indeed Openings: 1,463
All Jobs Average Salary Summary
Low | Median | High
$11.58 | $16.76 | $25.05

Washington Co. UE Rate: 2.9%
Unemployed: 84
UI Claimants: 10
Indeed Openings: 110
All Jobs Average Salary Summary
Low | Median | High
$10.61 | $13.63 | $19.29

Clay Co. UE Rate: 3.5%
Unemployed: 133
UI Claimants: 17
Indeed Openings: 87
All Jobs Average Salary Summary
Low | Median | High
$9.74 | $15.14 | $23.28

Dickinson Co. UE Rate: 4.2%
Unemployed: 376
UI Claimants: 24
Indeed Openings: 1,270
All Jobs Average Salary Summary
Low | Median | High
$9.39 | $13.29 | $19.41

Morris Co. UE Rate: 2.5%
Unemployed: 76
UI Claimants: 3
Indeed Openings: 119
All Jobs Average Salary Summary
Low | Median | High
$11.18 | $16.43 | $21.54

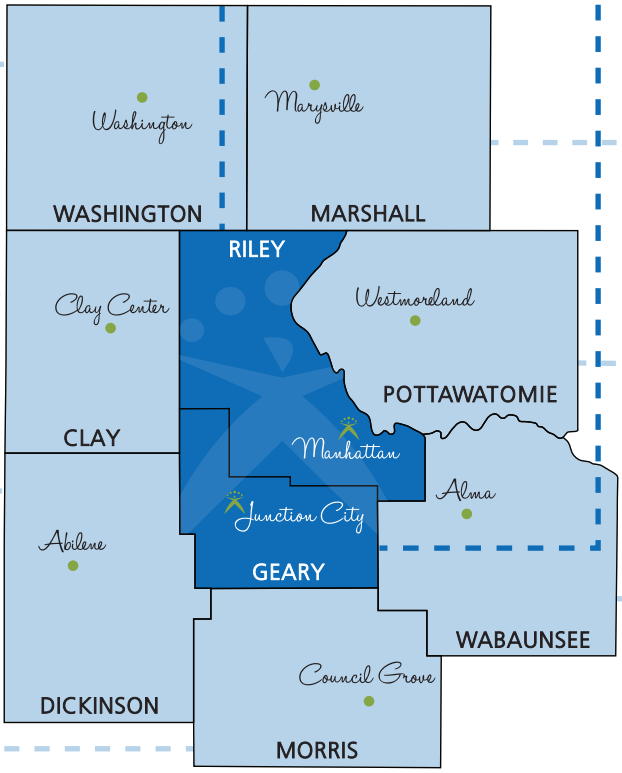

Marshall Co. UE Rate: 3.0%
Unemployed: 161
UI Claimants: 11
Indeed Openings: 61
All Jobs Average Salary Summary
Low | Median | High
$11.89 | $15.68 | $22.44

Pottawatomie Co. UE Rate: 3.0%
Unemployed: 350
UI Claimants: 34
Indeed Openings: 1,036
All Jobs Average Salary Summary
Low | Median | High
$11.08 | $15.29 | $22.28

Wabaunsee Co. UE Rate: 3.1%
Unemployed: 113
UI Claimants: 10
Indeed Openings: 2,188
All Jobs Average Salary Summary
Low | Median | High
$12.26 | $15.83 | $23.22

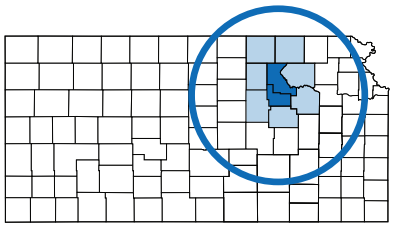

3.4%
KS Unemployment Rate
Indeed Openings: 33,215



***3.7%**
U.S. Unemployment Rate
Indeed Openings: 3,705,152

*The Federal Reserve considers a base unemployment rate (the U-3 rate) of 5.0%-5.2% as "full employment" in the economy.

View previous analysis: https://www.the-arnold-group.com/GearyRileyCounty

Request analysis for specific job title: TAGmanhattan@the-arnold-group.com

Last updated: 8/15/19

Sources: Kansas Department of Labor ; U.S. Department of Labor ; www.marketplace.org

The Arnold Group
A HUMAN RESOURCE COMPANY

Did you know...

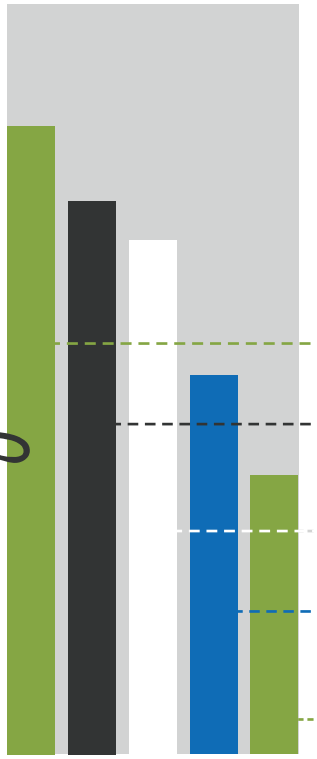

82% of employees are open to new job opportunities.[3]

71% of employees say they're actively looking for a new job or watching for openings.[4]

65% of employees look at new jobs again within 91 days of being hired.[2]

45% of employees not "actively looking" for a new job are still open to the idea.[5]

30% of employees have left a job within 90 days of starting.[3]

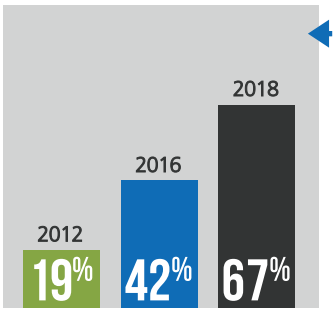

Percent of Americans who say it is a good time to find a quality job.[1,2]

47% of employees would take another job for **the same or less pay.**[6]

1 in 2 employees has left a job at some point in their career just to **get away from a manager.**[7]

69% of employees would not take a job with a company that has a bad reputation, **even if they are unemployed.**[8]

48% of small businesses report there are **few to no qualified applicants** for positions they're trying to fill.[9]

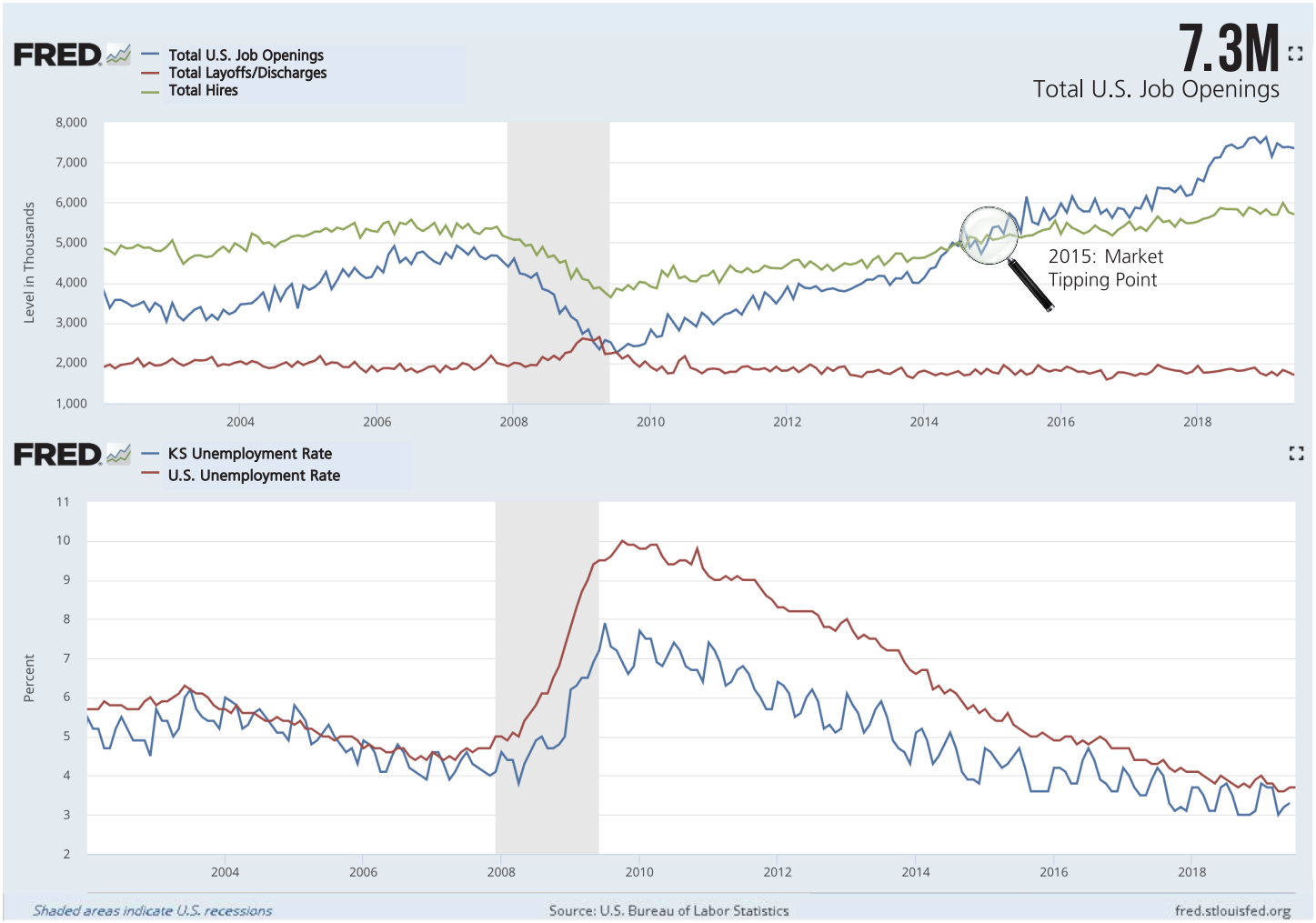

The Arnold Group®
A HUMAN RESOURCE COMPANY

Sources: 1 - Optimist About Availability of Good Jobs, May 2018, Gallup; 2 - Talent Attraction Study 2018, Indeed; 3 - 2018 Job Seeker Nation Study, Jobvite; 4 - State of the American Workforce 2017 Report, Gallup; 5 - The Evolution of Work, ADP Research Institute 2017; 6 - Fixing the Talent Management Disconnection, ADP Research Institute 2016; 7 - State of the American Manager, April 2015, Gallup; 8 - Employment Cost of a Bad Reputation Survey, Corporate Responsibility Magazine; 9 - Small Business Economic Trends, November 2015, NFIB