Q1 - 2021

The Arnold Group's LYON COUNTY EMPLOYMENT IMPACT ANALYSIS

Our observations this quarter:

It's no secret the COVID-19 pandemic has had a major impact on the global economy. While we are still determining what this means for the U.S. and Kansas labor market in the long run, The Arnold Group remains vigilant in analyzing the current economic climate in order to respond proactively. **We are seeing a continued increase in the demand for workers across various segments as businesses work to return to normal operations, which is directly impacted by the continued shortage of workers to meet that demand.** Following is a county unemployment (UE) rate summary and overview of the current labor market.

Lyon Co. UE Rate: 3.5%
Unemployed: 580
UI Claimants: 75
Indeed Openings: 511
All Jobs Average Salary Summary
Low | Median | High
$10.68 | $14.94 | $20.52

Wabaunsee Co. UE Rate: 2.9%
Unemployed: 105
UI Claimants: 15
Indeed Openings: 116
All Jobs Average Salary Summary
Low | Median | High
$13.99 | $17.55 | $23.02

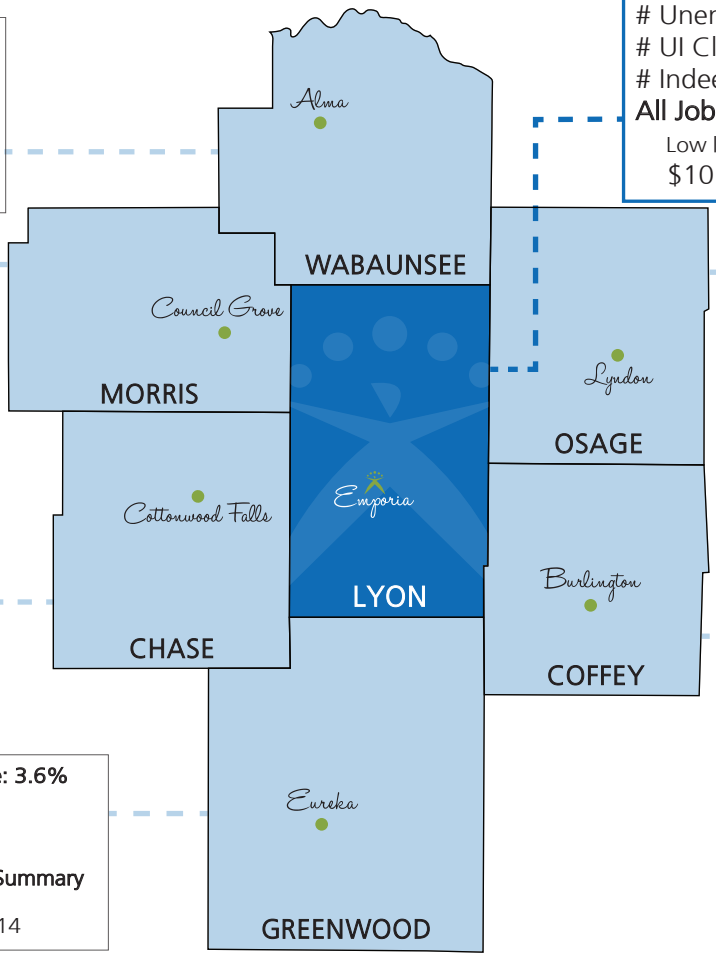

Morris Co. UE Rate: 2.8%
Unemployed: 88
UI Claimants: 4
Indeed Openings: 91
All Jobs Average Salary Summary
Low | Median | High
$13.92 | $17.75 | $22.41

Osage Co. UE Rate: 3.6%
Unemployed: 288
UI Claimants: 38
Indeed Openings: 191
All Jobs Average Salary Summary
Low | Median | High
$11.58 | $15.42 | $21.13

Chase Co. UE Rate: 3.1%
Unemployed: 44
UI Claimants: 2
Indeed Openings: 71
All Jobs Average Salary Summary
Low | Median | High
$13.23 | $16.09 | $19.36

Greenwood Co. UE Rate: 3.6%
Unemployed: 110
UI Claimants: 7
Indeed Openings: 142
All Jobs Average Salary Summary
Low | Median | High
$9.23 | $13.32 | $19.14

Coffey Co. UE Rate: 3.5%
Unemployed: 135
UI Claimants: 13
Indeed Openings: 170
All Jobs Average Salary Summary
Low | Median | High
$14.58 | $20.83 | $31.25

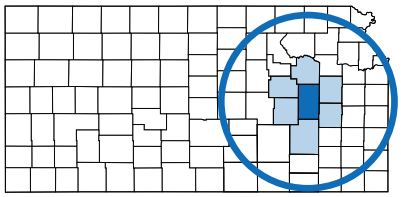

3.7%
KS Unemployment Rate
Indeed Openings: 53,134

2021 KS Unemployment Rates

Jan	Feb	Mar	Apr	May	June
3.5	3.2	3.7			
July	Aug	Sep	Oct	Nov	Dec

***6.0%**
U.S. Unemployment Rate
Indeed Openings: 5,172,252

2021 US Unemployment Rates

Jan	Feb	Mar	Apr	May	June
6.3	6.2	6.0			
July	Aug	Sep	Oct	Nov	Dec

**The Federal Reserve considers a base unemployment rate (the U-3 rate) of 5.0%-5.2% as "full employment" in the economy.*

View previous analysis: https://www.the-arnold-group.com/LyonCounty
Request analysis for specific job title: TAGemporia@the-arnold-group.com

Indeed # Pulled: 4/6/2021

Sources: Kansas Department of Labor ; U.S. Department of Labor ; www.marketplace.org

The Arnold Group
A HUMAN RESOURCE COMPANY

2020 pandemic insights:

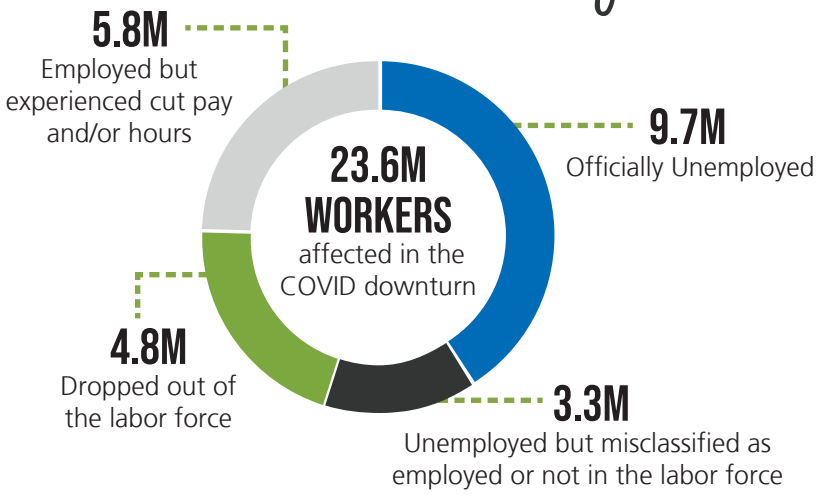

2020 U.S. UNEMPLOYMENT RATE

spiked in April 2020 but fell steadily

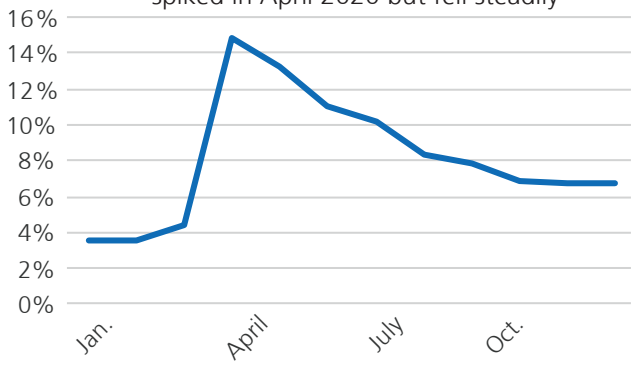

58% of active job seekers shifted job search expectations, with safety becoming the top priority.

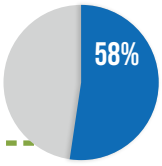

36.9% Long-term unemployment (6+ months) makes up 36.9% of total unemployment

5.5 million dropped out of the U.S. labor force between February 2020 and January 2021

THE LABOR SUPPLY WAS DIMINISHED, NOT JUST THE LABOR DEMAND

2021 post-pandemic trends:

92% of job seekers think it's a good time to get into the gig economy, based on uncertainty of the longevity of permanent work.

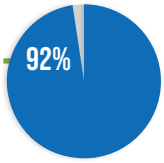

U.S. UNEMPLOYMENT RATE

Prediction for December 2021

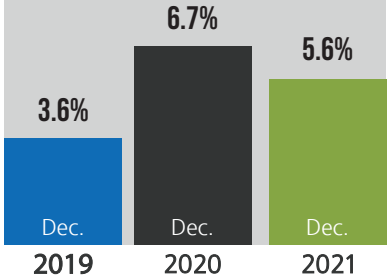

OF JOB POSTINGS

There were **15% more job postings** in February 2021 than in February 2020 (pre-COVID)

IN LABOR FORCE

There were **2.7% less people** in the labor force in February 2021 than in February 2020 (pre-COVID)

The Arnold Group®
A HUMAN RESOURCE COMPANY

Sources: The Future of Jobs Report 2020, World Economic Forum; Economic Indicators - Jobs and Unemployment, March 2020, Economic Policy Institute; Labor Market Trends - February 2021, ZipRecruiter; U.S. Bureau of Labor Statistics; 2021 Hiring Trends - Monster's Predictions for the New Year, Monster; Economic Forecasting Survey, March 2021, Wall Street Journal

The Arnold Group
A HUMAN RESOURCE COMPANY

QUARTERLY JOBS SUMMARY

Q1

+ 17,600

Jobs in Kansas

Jan	Feb	Mar	Apr	May	June
+10K	-5.2K	+12.8K			
July	Aug	Sep	Oct	Nov	Dec

Q1

+1,617,000

Jobs in the U.S.

Jan	Feb	Mar	Apr	May	June
+233K	+648K	+916K			
July	Aug	Sep	Oct	Nov	Dec

FEDERAL RESERVE ECONOMIC DATA

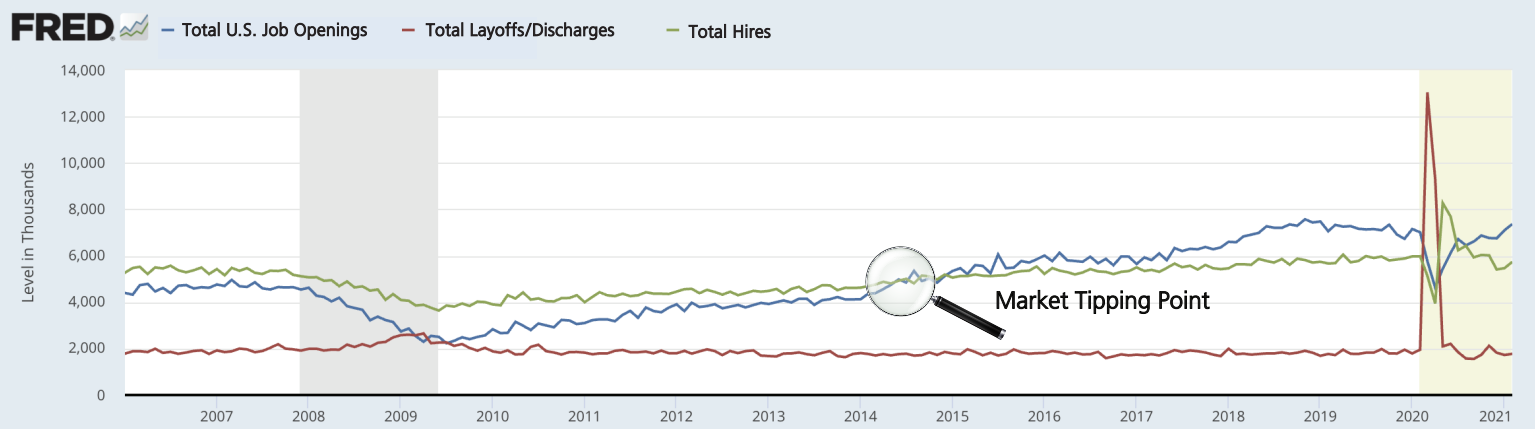

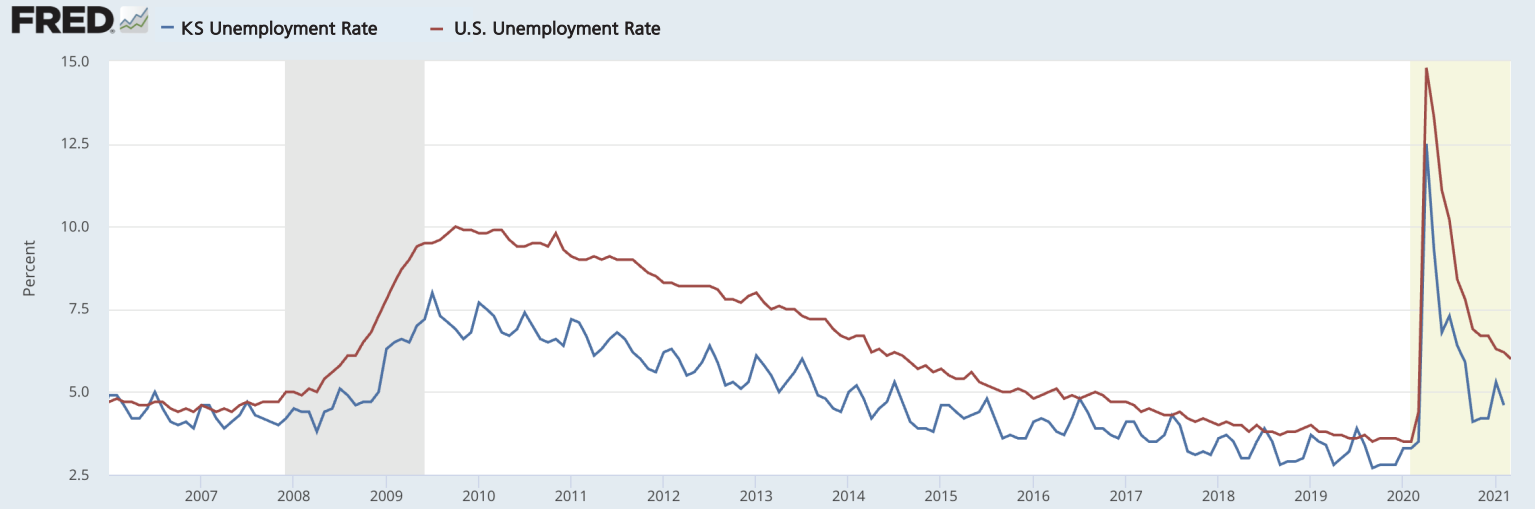

U.S. recessions are shaded; the most recent end date is undecided. Source: U.S. Bureau of Labor Statistics fred.stlouisfed.org