The Arnold Group's LYON COUNTY EMPLOYMENT IMPACT ANALYSIS

It's economic truth that staffing agency-sourced workers are the canary in the coal mine: spotting the beginning stages of an economic slowdown and being on the bleeding edge of talent shortages when they occur. The following employment impact analysis is provided as a strategic resource designed to keep you abreast of changes in the economic climate and future constraints in talent. Following is a county unemployment (UE) rate summary and average salary overview.

Lyon Co. UE Rate: 7.5%
Unemployed: 1,263
UI Claimants: 489
Indeed Openings: 326
All Jobs Average Salary Summary
Low | Median | High
$10.93 | $15.31 | $20.93

Wabaunsee Co. UE Rate: 7.5%
Unemployed: 258
UI Claimants: 106
Indeed Openings: 57
All Jobs Average Salary Summary
Low | Median | High
$12.26 | $15.83 | $23.22

Morris Co. UE Rate: 6.9%
Unemployed: 197
UI Claimants: 72
Indeed Openings: 54
All Jobs Average Salary Summary
Low | Median | High
$11.18 | $16.43 | $21.54

Chase Co. UE Rate: 10.0%
Unemployed: 166
UI Claimants: 56
Indeed Openings: 45
All Jobs Average Salary Summary
Low | Median | High
$12.88 | $15.80 | $19.10

Greenwood Co. UE Rate: 9.3%
Unemployed: 306
UI Claimants: 140
Indeed Openings: 86
All Jobs Average Salary Summary
Low | Median | High
$8.87 | $12.76 | $17.78

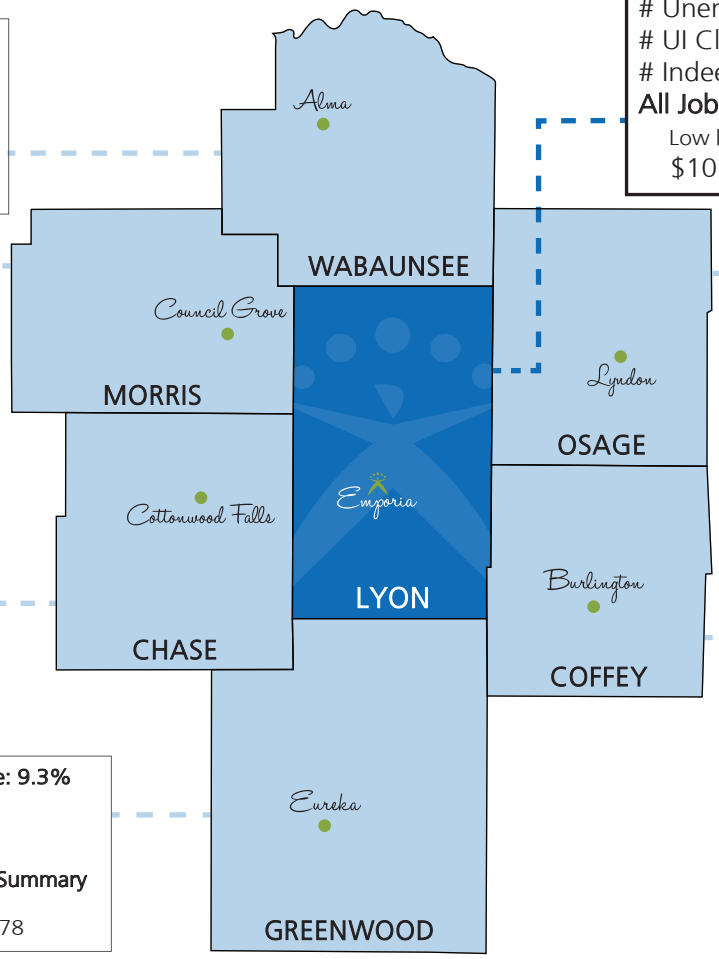

Osage Co. UE Rate: 9.9%
Unemployed: 771
UI Claimants: 370
Indeed Openings: 117
All Jobs Average Salary Summary
Low | Median | High
$10.74 | $14.94 | $21.55

Coffey Co. UE Rate: 8.2%
Unemployed: 324
UI Claimants: 115
Indeed Openings: 83
All Jobs Average Salary Summary
Low | Median | High
$12.22 | $18.67 | $29.26

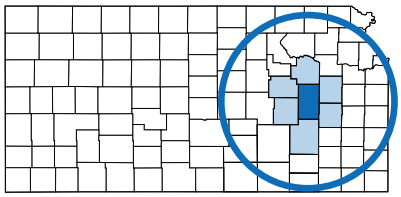

11.6%
KS Unemployment Rate
Indeed Openings: 29,360

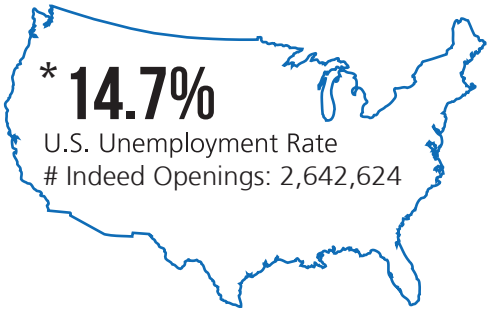

***14.7%**
U.S. Unemployment Rate
Indeed Openings: 2,642,624

*The Federal Reserve considers a base unemployment rate (the U-3 rate) of 5.0%-5.2% as "full employment" in the economy.

View previous analysis: https://www.the-arnold-group.com/LyonCounty
Request analysis for specific job title: TAGemporia@the-arnold-group.com

Last updated: 6/4/2020

Sources: Kansas Department of Labor ; U.S. Department of Labor ; www.marketplace.org

The Arnold Group
A HUMAN RESOURCE COMPANY

Did you know...

Percent of Americans who say it is a good time to find a quality job.[1,2,9]

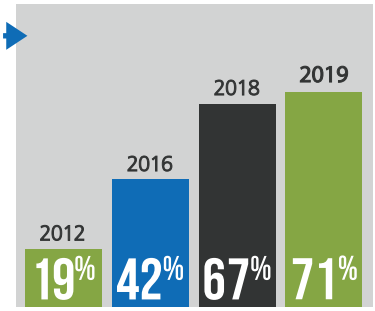

For the first time, **career growth opportunities** are the #1 factor candidates consider when deciding whether to accept a job or not, surpassing compensation.[3]

57% of employees have left a job specifically **because of their manager.**[6]

69% of employees would not take a job with a company that has a bad reputation, **even if they are unemployed.**[7]

50% of small businesses report there are **few to no qualified applicants** for positions they're trying to fill,

and **23%** report **finding qualified workers** is their #1 problem.[8]

82% of employees are open to new job opportunities.[3]

51% of employees say they're actively looking for a new job or watching for openings.[4]

65% of employees look at new jobs again within 91 days of being hired.[2]

42% of employees not "actively looking" for a new job are still open to the idea.[5]

29% of employees have left a job within 90 days of starting.[3]

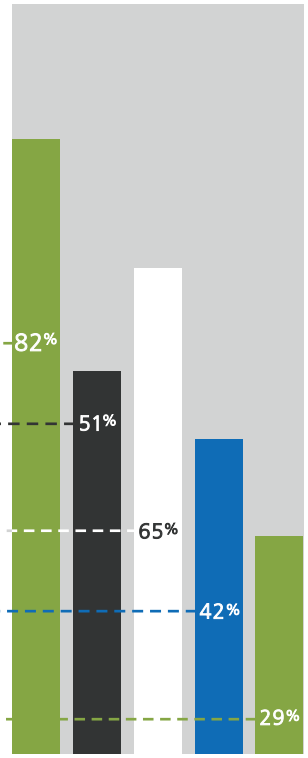

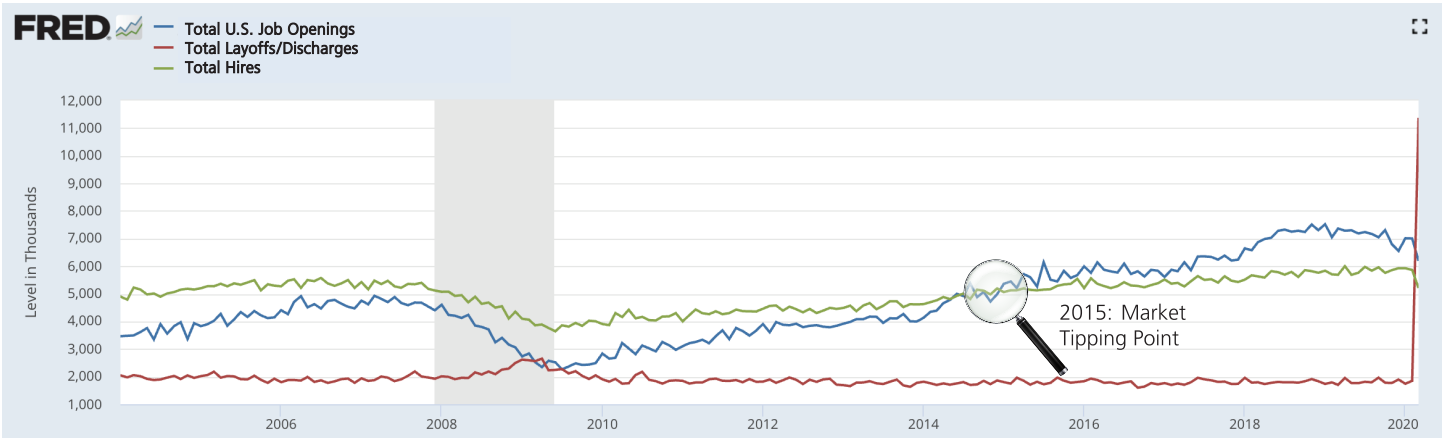

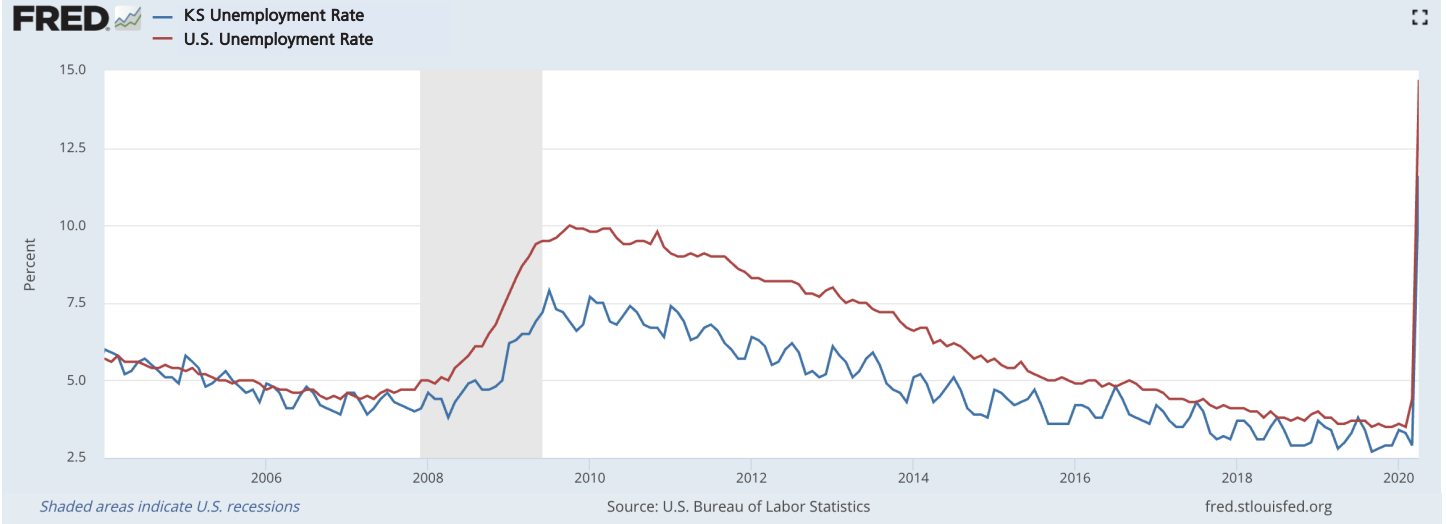

The Arnold Group®
A HUMAN RESOURCE COMPANY

Sources: 1 - Optimism About Availability of Good Jobs, May 2019, Gallup; 2 - Talent Attraction Study 2018, Indeed; 3 - 2019 Job Seeker Nation Study, Jobvite; 4 - State of the American Workforce 2019 Report, Gallup; 5 - The Evolution of Work, ADP Research Institute 2017; 6 - What Do People Want From Their Frontline Leaders? DDI, 2019; 7 - Employment Cost of a Bad Reputation Survey, Corporate Responsibility Magazine; 8 - Small Business Economic Trends, December 2019, NFIB; 9 - American's View of Job Market Hits New High, May 2019, Gallup